


Writing A Round

You can write a canon (a round) using a simple formula. By using 4 lines of text and starting each line in a new position, you can create a layered texture that should fit together with the harmony.


These are the notes you can use (D minor scale):




My Round in D minor




Line 1:
(start on D)



Line 2:
(start on F)



Line 3:
(start on A)



Line 4:
(get back
to D to end)